


1606.0300

Line 1600

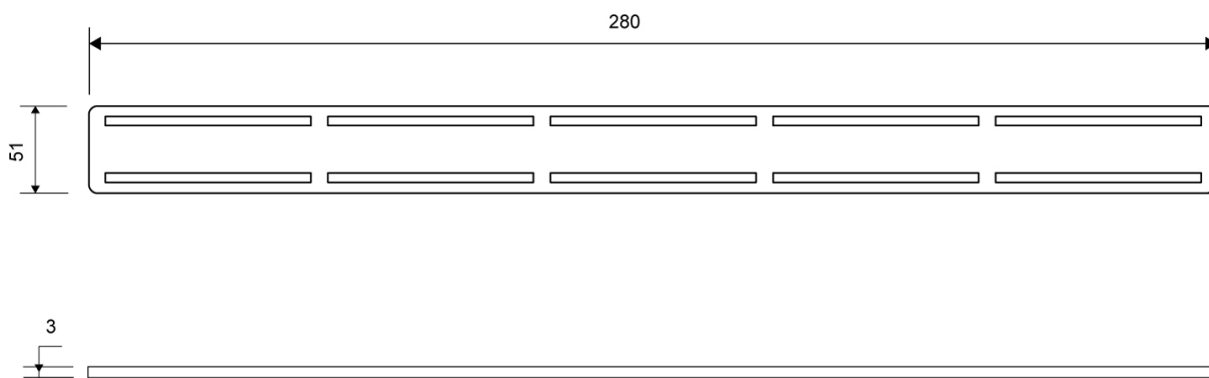
Only for use with ClassicLine frame

To ensure a snug fit, the grating is placed on a countersunk bearing inside the frame



Specifications

ITEM NUMBER 1606.0300	GTIN NUMBER 5707692008226	WEIGHT INCLUDING PACKAGING 280 g
WEIGHT EXCLUDING PACKAGING 240 g	MATERIAL Stainless steel (AISI 304)	USAGE Line drain
SURFACE Brushed	LENGTH MODEL 300 mm	DIMENSIONS 3 mm solid3 mm solid3 mm solid3 mm solid3 mm solid



1606.0300


Products

1606.0700

Line 1600

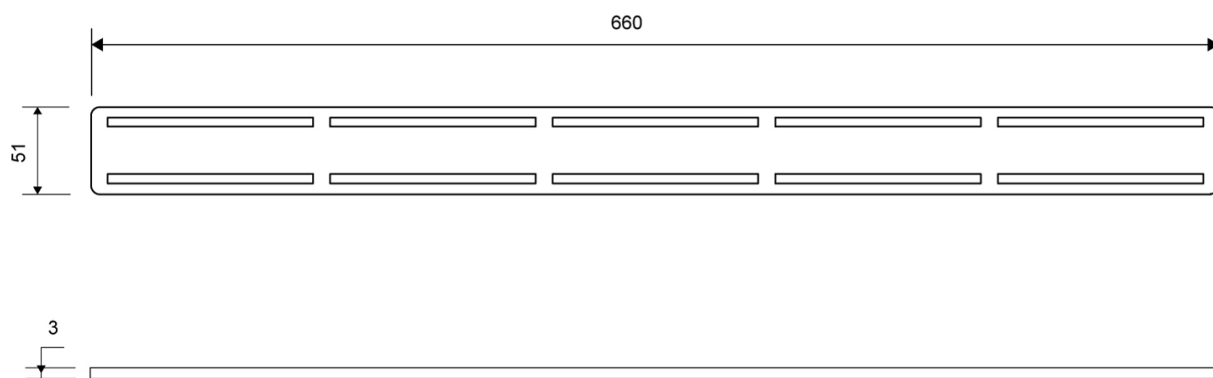
Only for use with ClassicLine frame

To ensure a snug fit, the grating is placed on a countersunk bearing inside the frame



Specifications

ITEM NUMBER 1606.0700	GTIN NUMBER 5707692008233	WEIGHT INCLUDING PACKAGING 650 g
WEIGHT EXCLUDING PACKAGING 620 g	MATERIAL Stainless steel (AISI 304)	USAGE Line drain
SURFACE Brushed	LENGTH MODEL 700 mm	DIMENSIONS 3 mm solid3 mm solid3 mm solid3 mm solid3 mm solid



1606.0700


Products

1606.0800

Line 1600

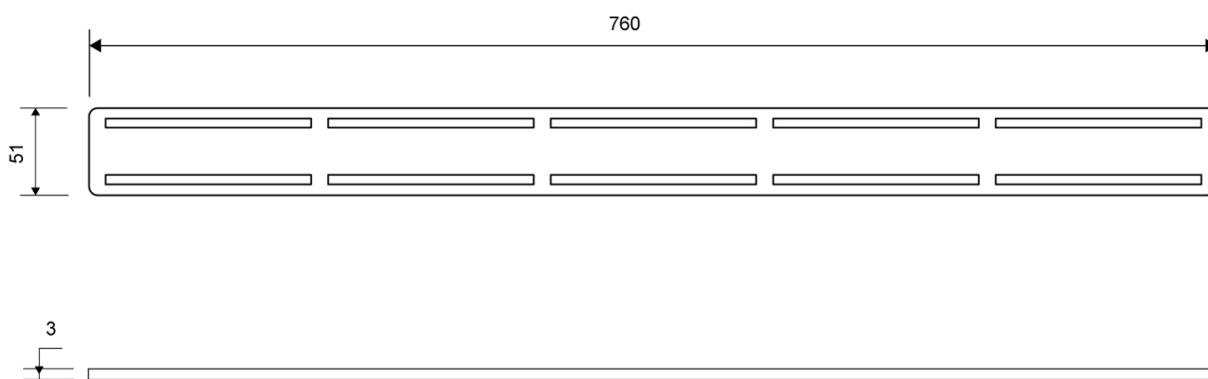
Only for use with ClassicLine frame

To ensure a snug fit, the grating is placed on a countersunk bearing inside the frame



Specifications

ITEM NUMBER 1606.0800	GTIN NUMBER 5707692008240	WEIGHT INCLUDING PACKAGING 730 g
WEIGHT EXCLUDING PACKAGING 700 g	MATERIAL Stainless steel (AISI 304)	USAGE Line drain
SURFACE Brushed	LENGTH MODEL 800 mm	DIMENSIONS 3 mm solid3 mm solid3 mm solid3 mm solid3 mm solid



1606.0800


Products

1606.0900

Line 1600

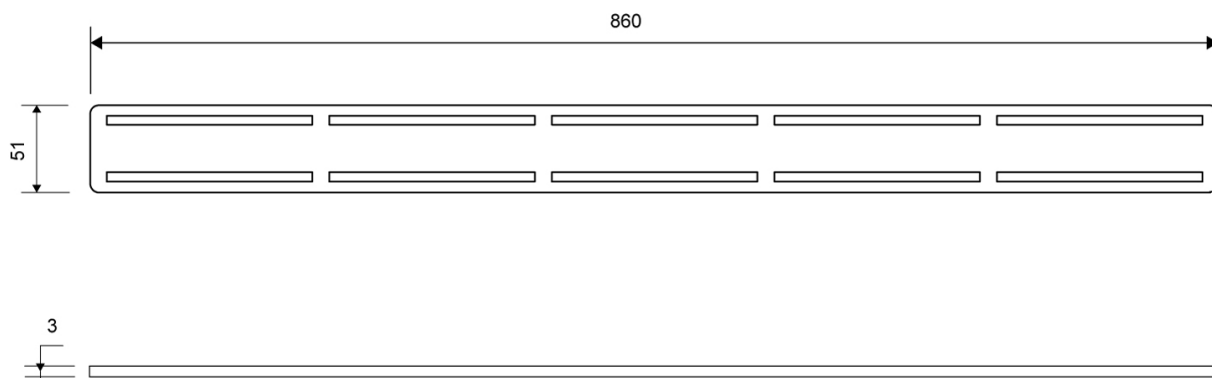
Only for use with ClassicLine frame

To ensure a snug fit, the grating is placed on a countersunk bearing inside the frame



Specifications

ITEM NUMBER 1606.0900	GTIN NUMBER 5707692008257	WEIGHT INCLUDING PACKAGING 840 g
WEIGHT EXCLUDING PACKAGING 800 g	MATERIAL Stainless steel (AISI 304)	USAGE Line drain
SURFACE Brushed	LENGTH MODEL 900 mm	DIMENSIONS 3 mm solid3 mm solid3 mm solid3 mm solid3 mm solid



1606.0900


Products

1606.1000

Line 1600

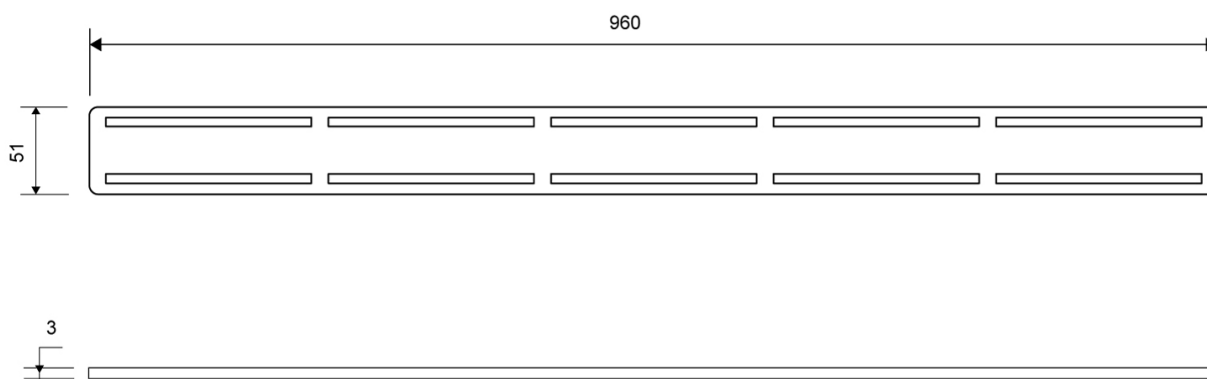
Only for use with ClassicLine frame

To ensure a snug fit, the grating is placed on a countersunk bearing inside the frame



Specifications

ITEM NUMBER 1606.1000	GTIN NUMBER 5707692008264	WEIGHT INCLUDING PACKAGING 900 g
WEIGHT EXCLUDING PACKAGING 880 g	MATERIAL Stainless steel (AISI 304)	USAGE Line drain
SURFACE Brushed	LENGTH MODEL 1000 mm	DIMENSIONS 3 mm solid



1606.1000


Products

1606.1200

Line 1600

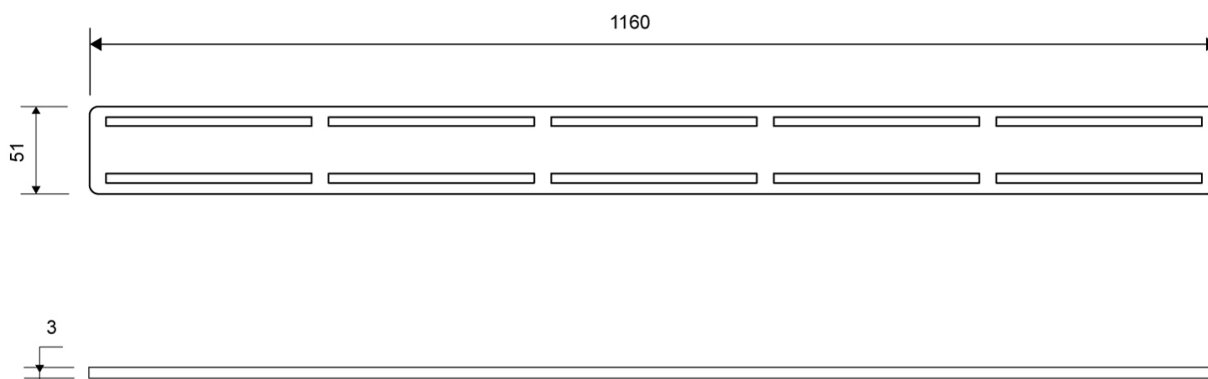
Only for use with ClassicLine frame

To ensure a snug fit, the grating is placed on a countersunk bearing inside the frame



Specifications

ITEM NUMBER 1606.1200	GTIN NUMBER 5707692008271	WEIGHT INCLUDING PACKAGING 1070 g
WEIGHT EXCLUDING PACKAGING 1030 g	MATERIAL Stainless steel (AISI 304)	USAGE Line drain
SURFACE Brushed	LENGTH MODEL 1200 mm	DIMENSIONS 3 mm solid



1606.1200

Products